










USER MANUAL
MS7321
Stand-on Floor Scale



Please keep the instruction manual at hand all the time for future reference.

Explanation of the Graphic Symbols

SN-T13000001	Designation of the serial number of every device, applied at the device. (Number as an example)
	"Please note the accompanying documents" or "Observe operating instructions"
	Identification of manufacturer of medical product including address
	"Electro-medical appliance" with Type B applied part
	Dispose of old appliances separately from your household waste. Instead, take them to designated collection points for electronics.
	Carefully read user manual before installation and usage, and follow instructions for use.
	Manufacturing date
	Lot number or batch number



Charder Electronic Co., Ltd.
No. 103, Guozhong Rd., Dali Dist.,
Taichung City, 412 Taiwan

Copyright Notice

Charder Electronic Co., Ltd.

No.103, Guozhong Rd., Dali Dist., Taichung City 41262 Taiwan

Tel: +886-4-2406 3766

Fax: +886-4-2406 5612

Website: www.chardermedical.com E-mail: info_cec@charder.com.tw

Copyright© Charder Electronic Co., Ltd. All rights reserved.

This user manual is protected by international copyright law. All content is licensed, and usage is subject to written authorization from Charder Electronic Co., Ltd. (hereinafter Charder) Charder is not liable for any damage caused by a failure to adhere to requirements stated in this manual. Charder reserves the right to correct misprints in the manual without prior notice, and modify the exterior of the device for quality purposes without customer consent.

CONTENTS

I. Safety Notes	5
II. Quick Guide	8
A. Contents	8
B. Inserting Batteries	9
C. Unit Selection (kg/lb)	9
III. Using Device	10
IV. Troubleshooting	11
V. Product Specifications	13



I. Safety Notes

General Information

Thank you for choosing this Charder Medical device. It is designed to be easy and straightforward to operate, but if you encounter any problems not addressed in this manual, please contact your local Charder service partner.

Before beginning operation of the device, please read this user manual carefully, and keep it in a safe place for reference. It contains important instructions regarding installation, proper usage, and maintenance.

Intended Use

This device is intended to measure the weight of children or adults who can stand unassisted, for professional diagnosis of weight-related issues.

General Handling

- Device should be placed on stable, flat, solid, non-slippery surface.
- Usage on soft surfaces (ex: carpet) may result in inaccurate results.
- Ensure all parts are properly locked and tightened before operating the device.

Safety Instructions

Before putting device into use, please read this user manual carefully. It contains important instructions for installation, usage, and maintenance of device.

The manufacturer shall not be liable for damages caused by failure to heed the following instructions:

- Batteries should be kept away from children. If swallowed, promptly seek medical assistance.
- Expected service life: 5 years.
- Always comply with appropriate regulations when using electrical components under increased safety requirements.
- Improper installation will render the warranty null and void.
- Ensure voltage marked on power supply matches mains power supply.
- The device is intended for indoor use only.
- Observe permissible ambient temperatures for use
- Device meets requirements for electromagnetic compatibility. Do not exceed the maximum values specified in the applicable standards.

Environmental

- All batteries contain toxic compounds; batteries should be disposed of via designated competent organizations. Batteries should not be incinerated.
- The optimum operating temperature for the device is 0°C to +40°C; although it will operate at higher and lower temperatures, battery life will adversely be effected.

Cleaning

- Device surface should be cleaned using alcohol-based wipes. Corrosive cleansing liquids should not be used. Pressure-washers should not be used.
- Do not use large amounts of water when cleaning the device, as it may cause damage to the internal electronics.
- Always disconnect device from mains power before cleaning.

Maintenance

- Please contact your local Charder distributor for regular maintenance and calibration.
- Device does not require routine maintenance. However, regular checking of accuracy is recommended; frequency to be determined by level of use and state of device. If results are inaccurate, please contact local distributor.

Warranty/Liability

- If Charder is responsible for a fault or defect present upon receipt of the unit, Charder shall either repair the fault, or supply a replacement unit. Should the repairs or replacement delivery fail, statutory provisions shall be valid. The period of warranty shall be two years, beginning on the date of purchase. Please retain your receipt as proof of purchase.
 - No responsibility shall be accepted for damage caused through any of the following reasons: unsuitable or improper storage or use, incorrect installation or commissioning by the owner or third parties, natural wear and tear, changes or modifications, incorrect or negligent handling, chemical, electrochemical, or electrical interference, unless damage is attributable to negligence on the part of Charder.
 - This device does not contain any user-maintained parts. All maintenance, technical inspections, and repairs should be conducted by an authorized Charder service partner, using original Charder accessories and spare parts. Charder is not liable for any damages
-

arising from improper maintenance or usage. Dismantlement of the device will void the warranty.

Disposal

- This product is not to be treated as regular household waste, but should be taken to a designated collection points for electronics. Further information should be provided by local waste disposal authorities.



Warning

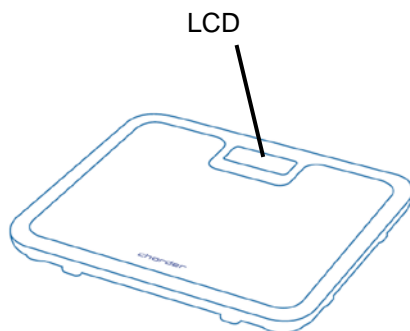
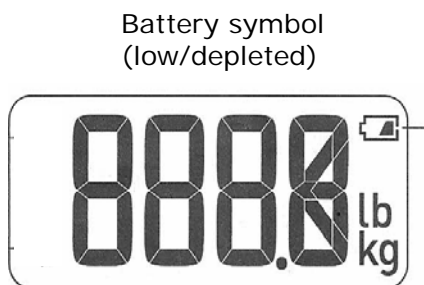
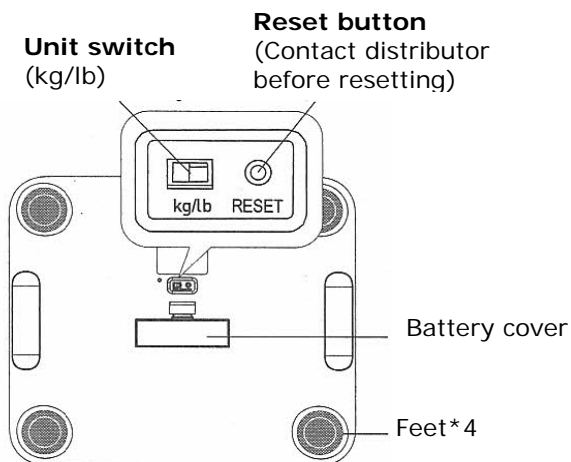
- Only the original adaptor should be used with the device. Using an adaptor other than the one provided by Charder may cause malfunction.
- Do not touch the power supply with wet hands.
- Do not crimp the power cable, and avoid sharp edges.
- Do not overload extension cables connected to the device.
- Route cables carefully, to avoid tripping.
- Keep device away from liquids.
- Do not remove the plug by yanking on the cable.
- Use only a correctly wired (100-240VAC) outlet, and do not use a multiple outlet extension cable.
- Do not under any circumstances dismantle or alter the device, as this could result in electric shock or injury as well as adversely affect the precision of measurements.

Do not place the device in direct sunlight, or in close proximity to an intense heat source. Excessively high temperatures may damage the internal electronics.



II. Quick Guide

A. Contents




B. Inserting Batteries

1. Open the battery housing cover on bottom of device.



2. Insert batteries as indicated in battery compartment (AA*4)



Note: when depleted battery symbol  appears, replace all four batteries with new ones. Remove batteries from device before placing into long-term storage (>3 months) to avoid device damage.

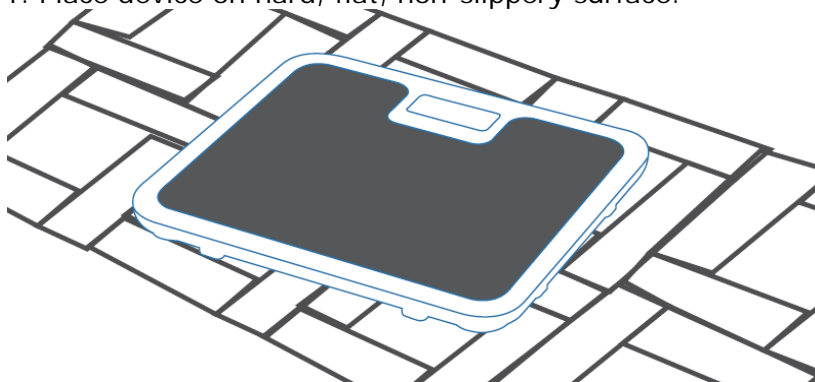
C. Unit Selection (kg/lb)

Select kg/lb when device is turned off.

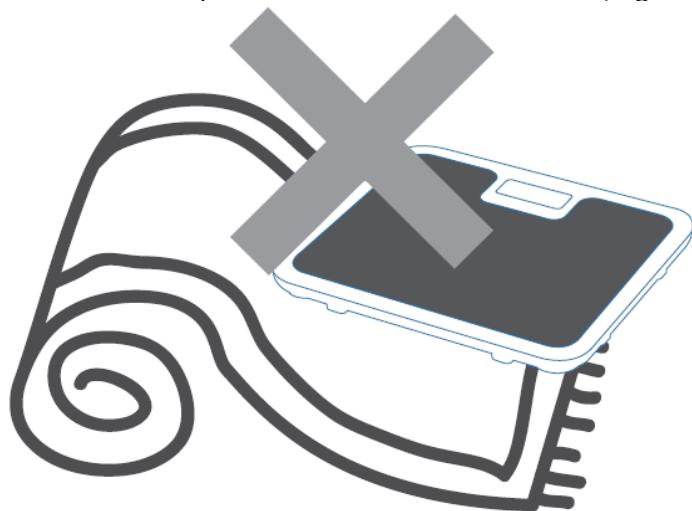


III. Using Device

1. Place device on hard, flat, non-slippery surface.



NOTE: do not place device on soft surfaces (e.g. carpet, mats)



2. Step onto device. Device will automatically power-on and take weight measurement.

NOTE: Remain still during measurement. Measure weight at the same time (ideally morning) for consistency.

IV. Troubleshooting

Product Defects

Charder's warranty is effective for the original purchaser of this device, subject to the terms and conditions listed in the Warranty Program & Return Policy.

1. If Charder is responsible for a fault or defect present upon receipt of the unit, Charder shall either repair the fault, or supply a replacement unit. Should the repairs or replacement delivery fail, statutory provisions shall be valid. The period of warranty shall be two years, beginning on the date of purchase. Please retain your receipt as proof of purchase.

2. No responsibility shall be accepted for damage caused through any of the following reasons: unsuitable or improper storage or use, incorrect installation or commissioning by the owner or third parties, natural wear and tear, changes or modifications, incorrect or negligent handling, chemical, electrochemical, or electrical interference, unless damage is attributable to negligence on the part of Charder.

If device is not covered under warranty, a service maintenance charge will apply, plus cost of replacement parts.



Before contacting your local Charder distributor for repair service, we recommend considering the following troubleshooting procedures:

Self-inspection

Device will not power on

- Please confirm batteries are inserted.
 - If batteries are inserted, please confirm they have power
 - If batteries are inserted, please confirm they are inserted in the correct direction.
-

Error Messages

Error Message	Reason	Action
	Batteries are low	Replace batteries with new ones before depletion.
	Batteries are depleted.	Replace batteries with new ones.
Err 1	Movement during measurement.	Do not move until measurement is completed.
Err 2	Device error.	Contact your distributor.
Err 3	Weight exceeds capacity	Allowable weight range: 15-250kg (33-550lb)
Err 4	Misalignment during auto-calibration	Repeat measurement.
Err	Function failure	Check batteries

V. Product Specifications

Device Information

Model		MS3721
Weight Measurement	Capacity	15-100kg x 0.1kg (33-220lb x 0.2lb) 100-250kg x 0.2kg (220-550lb x 0.5lb)
	Accuracy	15-40kg±0.4kg (33-88lb±0.88lb) 40-250kg±1% (88-550lb±1%)
	IP Classification	IP21
Dimensions	Device	415(W) x 360(D) x 41(H) mm 1 3/5"(H) x 16 1/3" (W) x 14 1/5"(D)
	Weight	~3.5kg (7.7 lb) including batteries
Key Functions		On/Off, Unit
Power Supply		4 AA alkaline batteries
Operation Temperature & Humidity		10°C~40°C (+50°F to +104°F) 15% / 85% RH
Standard Accessories		User manual x1, AA Batteries x4 (optional)

This device fulfills the provisions of EMC Directive 2004/108/EC

CE



Manufactured by:
Charder Electronic Co., Ltd.
No.103, Guozhong Rd., Dali Dist.,
Taichung City, 412 Taiwan (R.O.C.)