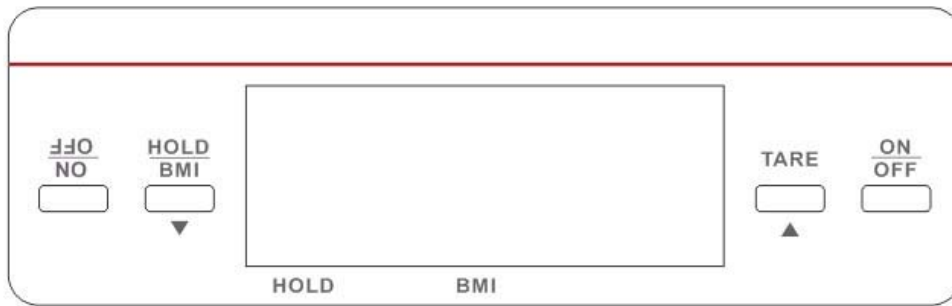
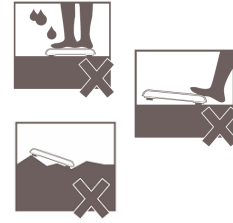


## Quick Guide for MS6111



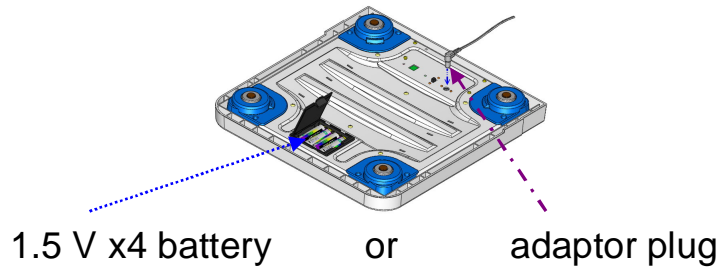
Important : Before operations, make sure you read and understand the manual.

**Caution :** Should keep indoor weighing, without water  
Stepping on in the middle part, should not step on the corner  
Should place the scale on the flat surface



Steps :

**1** YOU WILL NEED ...



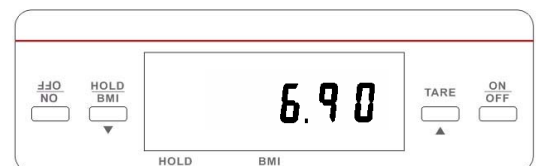
**2** Put the scale on the flat surface



**3** Turn on the scale.  
Press ON/OFF to zero the scale.



**4** Press HOLD/BMI before weighing.  
After beep sound, measurement is completed !!.



## KEY FUNCTIONS (Model MS6111)

Key	Description
ON/OFF	<ul style="list-style-type: none"><li>● Turn ON/OFF the scale</li><li>● Zero the scale</li></ul>
TARE	Tare un-wanted weight (ex. Diaper)
HOLD	To lock weighing result



Charder Electronic Co., Ltd  
103 Guo Zhong Road. Dah Li Dist. Taichung City. Taiwan 41262  
TEL:+886 4 24063766  
FAX:+886 4 24065612  
[www.chardermedical.com](http://www.chardermedical.com)