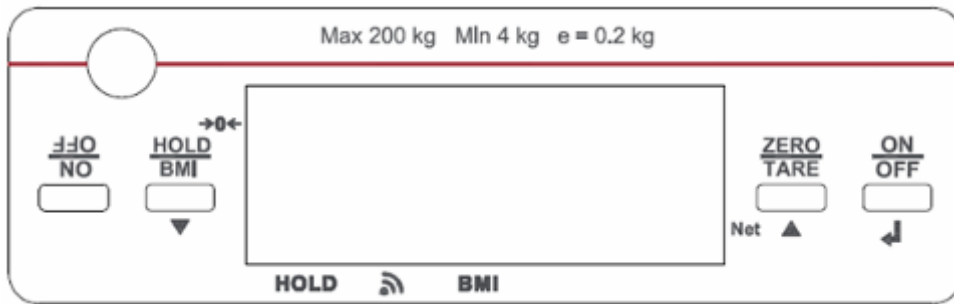
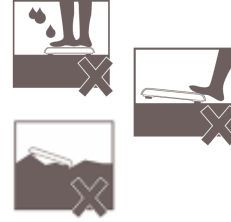


Quick Guide for MS6110



Important : Before operations, make sure you read and understand the manual.

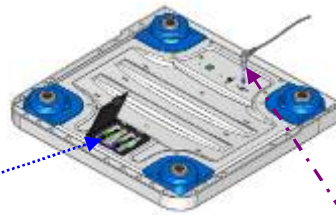
Caution : Should keep indoor weighing, without water
Stepping on in the middle part, should not step on the corner
Should place the scale on the flat surface



Steps :

1

YOU WILL NEED ...



1.5 V x4 battery

or

adaptor plug

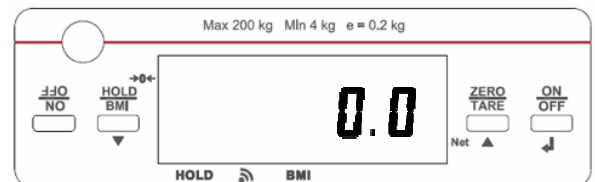
2

Put the scale on the flat surface
and keep the bubble level in the center



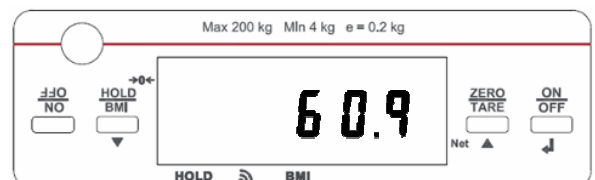
3

Turn on the scale.
Press ON/OFF to zero the scale.



4

Press HOLD/BMI before weighing.
After beep sound, measurement is
completed !!.



KEY FUNCTIONS (Model MS6110)

Key	Description
ON/OFF	<ul style="list-style-type: none">● Turn ON/OFF the scale
ZERO/ TARE	<ul style="list-style-type: none">● Zero the scale (<2% of the capacity)● Tare un-wanted weight (>2% of the capacity)
HOLD/BMI	<ul style="list-style-type: none">● To lock weighing result● Determine body mass index



Charder Electronic Co., Ltd
103 Guo Zhong Road. Dah Li Dist. Taichung City. Taiwan 41262
TEL:+886 4 24063766
FAX:+886 4 24065612
www.chardermedical.com