



## Quick Guide for Indicator DP3700 (MS6000.MS6001)

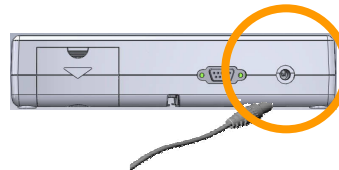
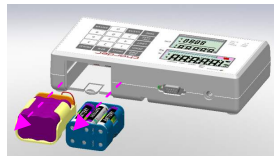
 Important : Before operations, make sure you read and understand the manual.

**Caution :** Should keep indoor weighing, without water  
Stepping on in the middle part, should not step on the corner  
Should place the scale on the flat surface



**Steps :**

**1** YOU WILL NEED ...




Rechargeable or AA x6 battery

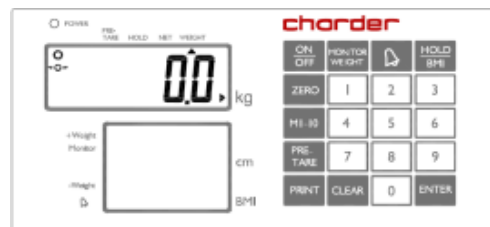
or


adaptor

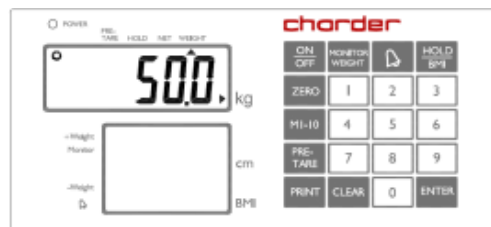
**2** Put the scale on the flat surface  
and keep bubble level in the center



**3** Turn on the scale.  
Press  to zero the scale.



**4** Press  before stepping on the scale.  
After beep sound, step down.  
Measurement is completed !!



# KEY FUNCTIONS (DP3700 DISPLAY- MS6000.MS6001

Key	Description
ON/OFF	Turn ON/OFF the scale
ZERO	Zero the scale
M1-10	To store 10 pre-tare values
PRE-TARE	Setup preset tare weight before weighing (such as bed weight, or any unwanted objects)
HOLD/ BMI	<ul style="list-style-type: none"><li>● HOLD: To hold weighing result</li><li>● BMI : Determine Body Mass Index</li></ul>
PRINT	Print-out the results
MONITOR WEIGHT	To trace the change in weight of patient
ALARM	To turn ON/OFF and adjust volume of alarm function
CLEAR	To clear the wrong entry
ENTER	To confirm the performing functions.
0-9	Entering digits



Charder Electronic Co., Ltd

103 Guo Zhong Road. Dah Li Dist. Taichung City. Taiwan 41262

TEL:+886 4 24063766

FAX:+886 4 24065612

[www.chardermedical.com](http://www.chardermedical.com)