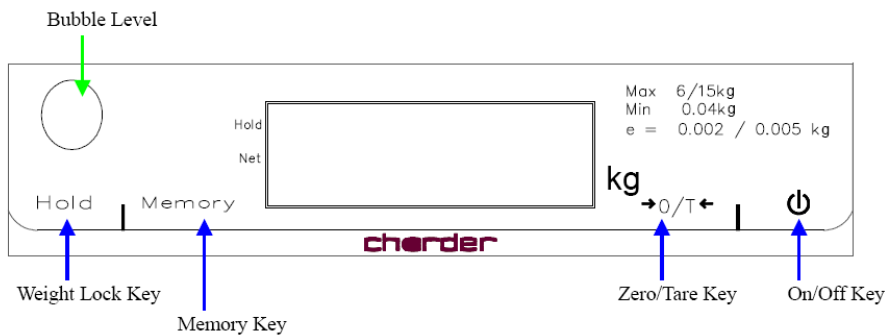
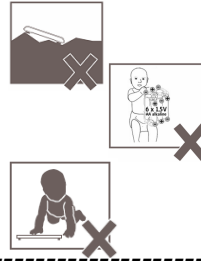


Quick Guide for MS5900



Important : Before operations, make sure you read and understand the manual.

Caution : Should place the scale on the flat surface
Batteries should be kept away from children.
Only babies can be placed on the baby tray
Never leave babies unattended on the scale



Steps :

1 YOU WILL NEED ...



AA x6 battery **or** adaptor

2 Put the scale on the flat surface and keep bubble level in the center

3 Turn on the scale.
Press $\rightarrow 0/T \leftarrow$ to zero the scale.

4 Press HOLD before weighing.
After beep sound, measurement is completed !!

KEY FUNCTIONS (Model MS5900 baby scale)

Key	Description
	Turn ON/OFF the scale
	<ul style="list-style-type: none">● Zero the scale● Tare un-wanted weight (ex. Diaper)
MEMORY	To recall the last locked weight value
HOLD	To lock weighing result



Charder Electronic Co., Ltd
103 Guo Zhong Road. Dah Li Dist. Taichung City. Taiwan 41262
TEL:+886 4 24063766
FAX:+886 4 24065612
www.chardermedical.com