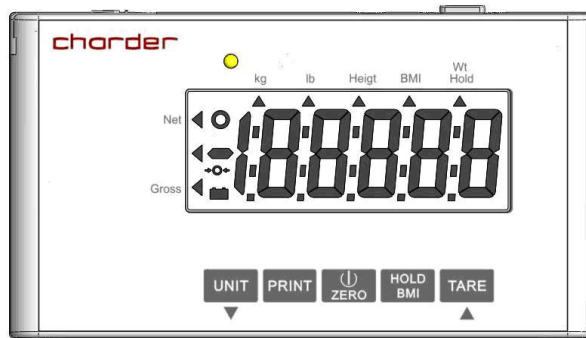
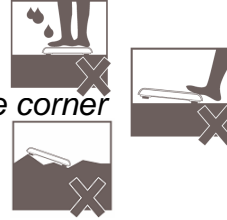


Quick Guide for Indicator DP3400 (MS5810)



Important : Before operations, make sure you read and understand the manual.

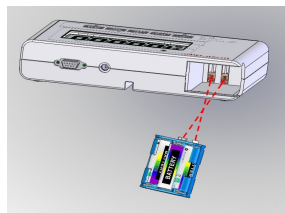
Caution : Should keep indoor weighing, without water
Stepping on in the middle part, should not step on the corner
Should place the scale on the flat surface



Steps :

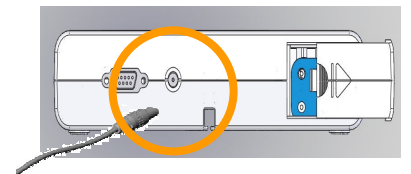
1

YOU WILL NEED ...



AAA x6 battery

or



adaptor

2

Put the scale on the flat surface




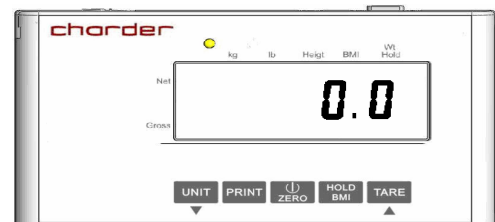
and keep bubble level in the center




3

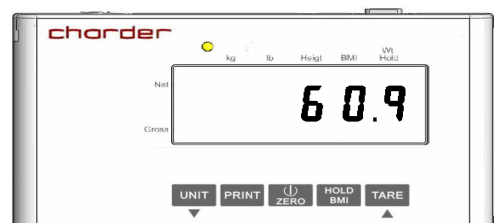
Turn on the scale.

Press  to zero the scale.








4

Press  before stepping on the scale.
After beep sound, step down.
Measurement is completed !!



KEY FUNCTIONS (DP3400 DISPLAY- MS5810)

Key	Description
	Approval CIII: this key is locked at kg unit only.
	Print-out the results
	<ul style="list-style-type: none">● Turn ON/OFF the scale● Zero the scale
	<ul style="list-style-type: none">● Long press (beep) enter into Body Mass Index● To hold weighing result
	Tare un-wanted weight



Charder Electronic Co., Ltd
103 Guo Zhong Road. Dah Li Dist. Taichung City. Taiwan 41262
TEL:+886 4 24063766
FAX:+886 4 24065612
www.chardermedical.com