

Quick Guide for MS4400




Important : Before operations, make sure you read and understand the manual.

Caution : *The batteries should be kept away from children.*

This device is designed for use indoor.

Do not use this device without any help from medical professionals.

It is recommended to place a cushion under baby sling before weighing to keep children safe.



Steps :

1

YOU WILL NEED ...

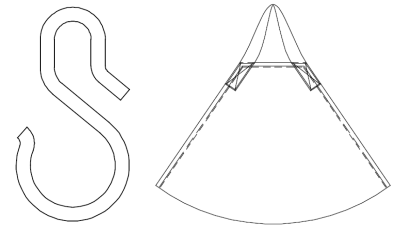


Installing battery case
 with six AAA batteries.

AAA x6 battery

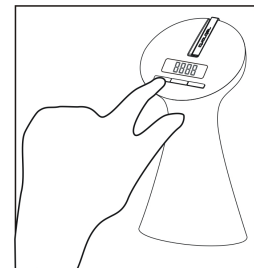
2

Visual inspection hook and sling are without any breakage.



3

Turn on the scale.
 Press ON/ZERO/OFF to zero the scale.



4

Press HOLD before weighing.
 After beep sound, measurement is completed !!



KEY FUNCTIONS (Model MS4400 baby scale)

Key	Description
ON/ZERO/OFF	<ul style="list-style-type: none">● Turn ON/OFF the scale● Zero the scale
HOLD	To lock weighing result
TARE	Tare un-wanted weight (ex. Diaper)



Charder Electronic Co., Ltd
103 Guo Zhong Road. Dah Li Dist. Taichung City. Taiwan 41262
TEL:+886 4 24063766
FAX:+886 4 24065612
www.chardermedical.com