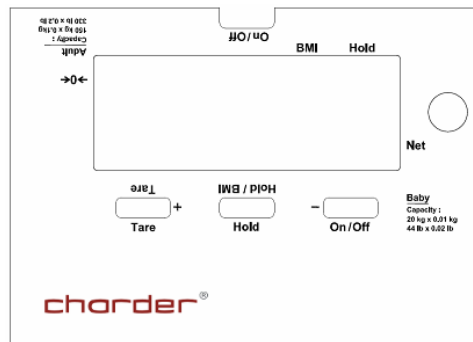
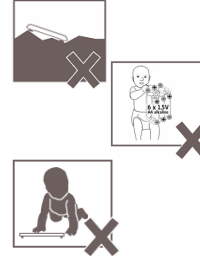


Quick Guide for MS4211



Important : Before operations, make sure you read and understand the manual.

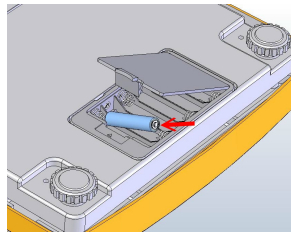
Caution : Should place the scale on the flat surface
Batteries should be kept away from children.
Only babies can be placed on the baby tray
Never leave babies unattended on the scale.



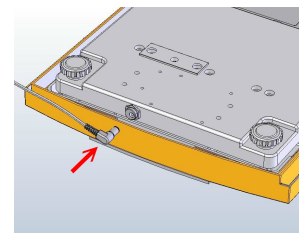
Steps :

1

YOU WILL NEED ...



1.5 V x6 battery



or adaptor

2

Put the scale on the flat surface

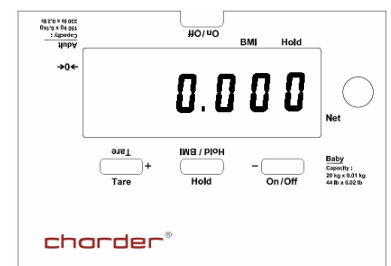


and keep bubble level in the center



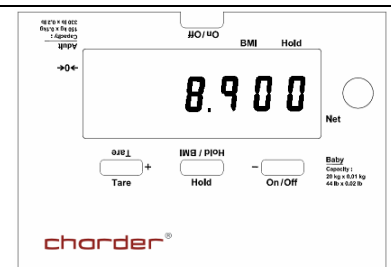
3

Turn on the scale.
Press ON/OFF to zero the scale.



4

Press HOLD/BMI before weighing.
After beep sound, measurement is completed !!.



KEY FUNCTIONS (Model MS4211)

Key	Description
ON/OFF	<ul style="list-style-type: none">● Turn ON/OFF the scale● Zero the scale
TARE	Tare un-wanted weight (ex. Diaper)
HOLD/BMI	<ul style="list-style-type: none">● To lock weighing result● Calculate the Body Mass Index



Charder Electronic Co., Ltd
103 Guo Zhong Road. Dah Li Dist. Taichung City. Taiwan 41262
TEL:+886 4 24063766
FAX:+886 4 24065612
www.chardermedical.com