

Quick Guide for MS2410

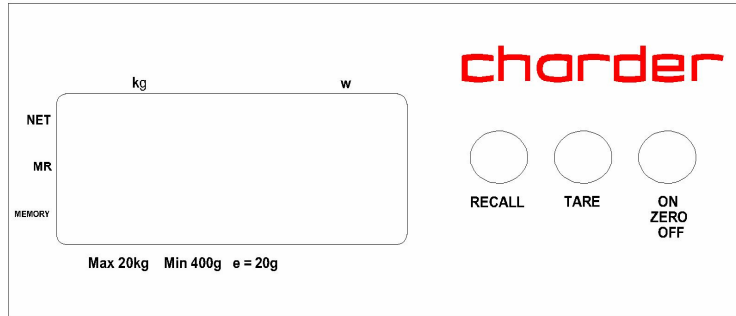


Important : Before operations, make sure you read and understand the manual.

Caution : Should place the scale on the flat surface

The device is designed for indoor use.


Ensure the voltage marked on the power supply unit matches with mains electricity.



Steps :

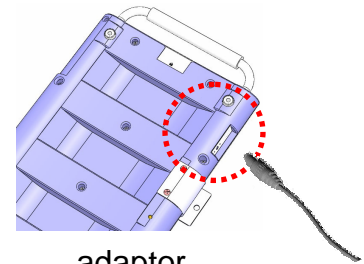
1

YOU WILL NEED ...



9V x1 battery

or



adaptor

2

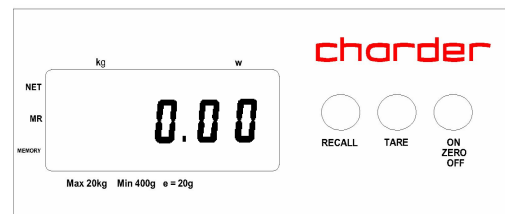
Put the scale on the flat surface



3

Turn on the scale.

Press ON/ZERO/OFF to zero the scale.



4

Press HOLD before weighing.

After beep sound, measurement is completed !!.



KEY FUNCTIONS (Model MS2410)

Key	Description
ON/ZERO/OFF	<ul style="list-style-type: none">● Turn ON/OFF the scale● Zero the scale
TARE	Tare un-wanted weight
RECALL	<ul style="list-style-type: none">● To recall the last locked weight value if weight<1kg● To store the weight value if weight>1kg



Charder Electronic Co., Ltd
103 Guo Zhong Road. Dah Li Dist. Taichung City. Taiwan 41262

TEL:+886 4 24063766

FAX:+886 4 24065612

www.chardermedical.com