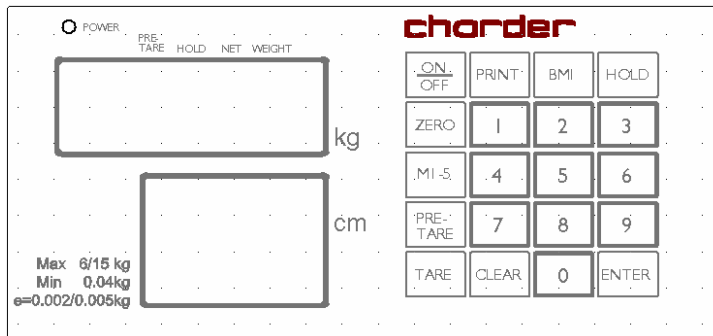
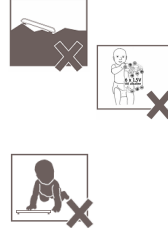


Quick Guide for Indicator DP3700 (MS21neov)



Important : Before operations, make sure you read and understand the manual.

Caution : Should place the scale on the flat surface
Batteries should be kept away from children.
Only babies can be placed on the baby tray
Never leave babies unattended on the scale.



Steps :

1

YOU WILL NEED ...




Rechargeable or AA x6 battery or adaptor

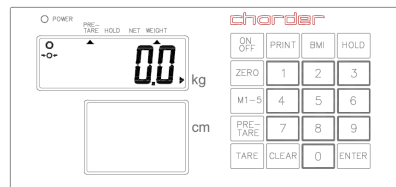
2

Put the scale on the flat surface
and keep bubble level in the center




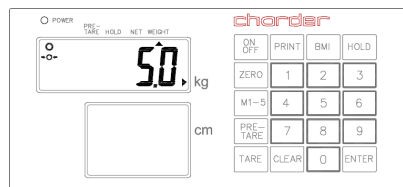
3

Turn on the scale.
Press  to zero the scale.



4

Press  before stepping on
the scale.
After beep sound, step down.
Measurement is completed !!



KEY FUNCTIONS (DP3700 DISPLAY- MS21neov)

Key	Description
ON/OFF	Turn ON/OFF the scale
PRINT	Print-out the results
BMI	Determine Body Mass Index
HOLD	To hold weighing result
ZERO	Zero the scale
M1-5	To store 5 pre-tare values
PRE-TARE	Setup preset tare weight before weighing
TARE	Tare weight during weighing process
CLEAR	To clear the wrong entry
ENTER	To confirm the performing functions.
0-9	Entering digits



Charder Electronic Co., Ltd

103 Guo Zhong Road. Dah Li Dist. Taichung City. Taiwan 41262

TEL:+886 4 24063766

FAX:+886 4 24065612

www.chardermedical.com