

Quick Guide for MHS2510/2610 (2 keys)

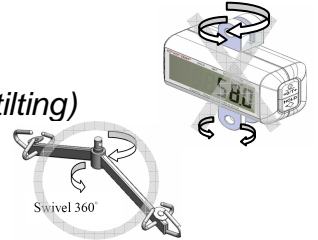


Important : Before operations, make sure you read and understand the manual.

Caution : Should not over-tilting over 3°

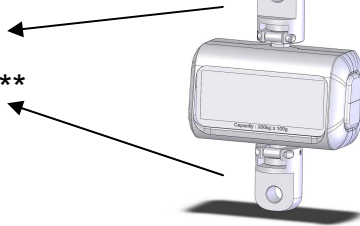
Misuse will lead to unexpected danger (DO NOT make twists or over-tilting)

Recommend to install lift scale on 360° free swivel hoist/ lifter system



*** Joint photo for reference only.

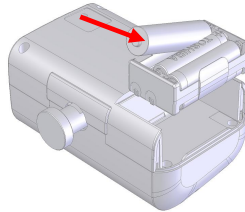
Please refer to the actual product. ***



Steps :

1

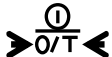
YOU WILL NEED ...

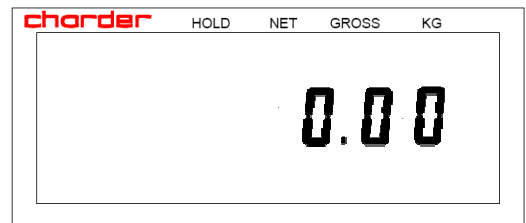


AAA x6 battery

2

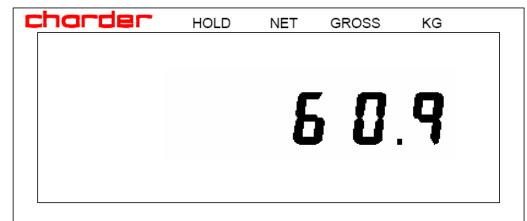
Turn on the scale.

Press  to zero the scale.

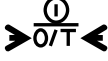


3

Press HOLD before weighing.
After beep sound of stabilization,
measurement is completed !!



KEY FUNCTIONS (Model MHS2510/2610) (2 keys)

Key	Description
	<ul style="list-style-type: none">● Turn ON/OFF the scale● Zero the scale● Tare unwanted weight (ex. Clothes)
HOLD	To hold weighing result



Charder Electronic Co., Ltd
103 Guo Zhong Road. Dah Li Dist. Taichung City. Taiwan 41262
TEL:+886 4 24063766
FAX:+886 4 24065612
www.chardermedical.com