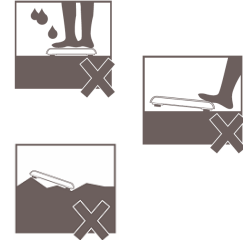


Quick Guide for Indicator DP3700 (MBF6000)

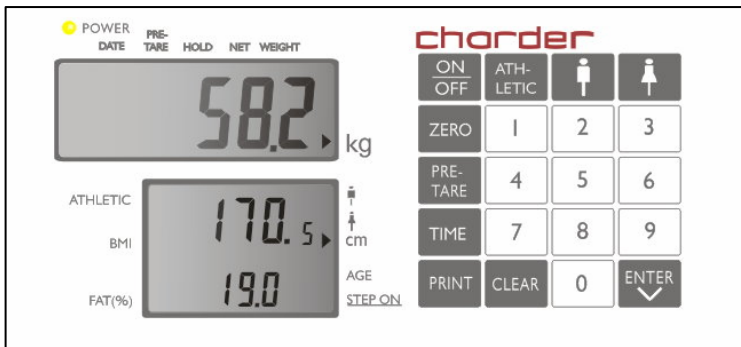


Important : Before operations, make sure you read and understand the manual.

Caution : Should keep indoor weighing, without water
Stepping on in the middle part, should not step on the corner
Should place the scale on the flat surface

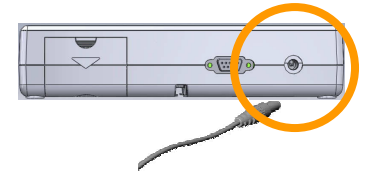
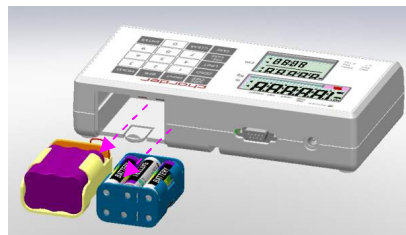


Steps :



1

YOU WILL NEED ...



Rechargeable **or** AA x6 battery **or** adaptor

2

Put the scale on the flat surface

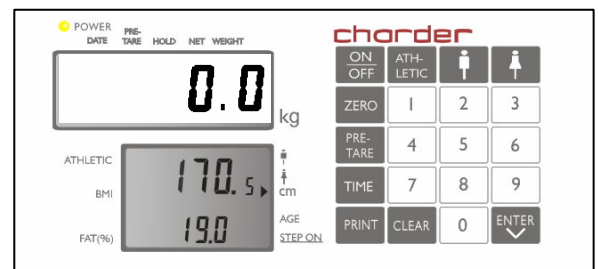


and keep bubble level in the center



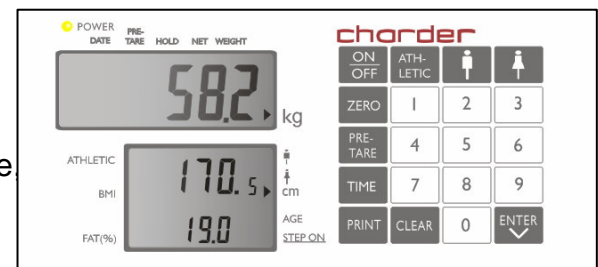
3

Turn on the scale.
Press ZERO to zero the scale.






4

Press body type (athletic, male, female) before stepping on the scale. Enter height and age and then step on the four electrodes.
Measurement is completed !!



KEY FUNCTIONS (DP3700 DISPLAY- MBF6000)

Key	Description
ON/OFF	Turn ON/OFF the scale
ZERO	Zero the scale
PRE-TARE	Setup preset tare weight before weighing
TIME	Setup time and date
PRINT	Print-out the results
	Body type: Athletic
	Body type: Male
	Body type: Female
CLEAR	To clear the wrong entry
ENTER	To confirm the performing functions.
0-9	Entering digits



Charder Electronic Co., Ltd
103 Guo Zhong Road. Dah Li Dist. Taichung City. Taiwan 41262
TEL:+886 4 24063766
FAX:+886 4 24065612
www.chardermedical.com