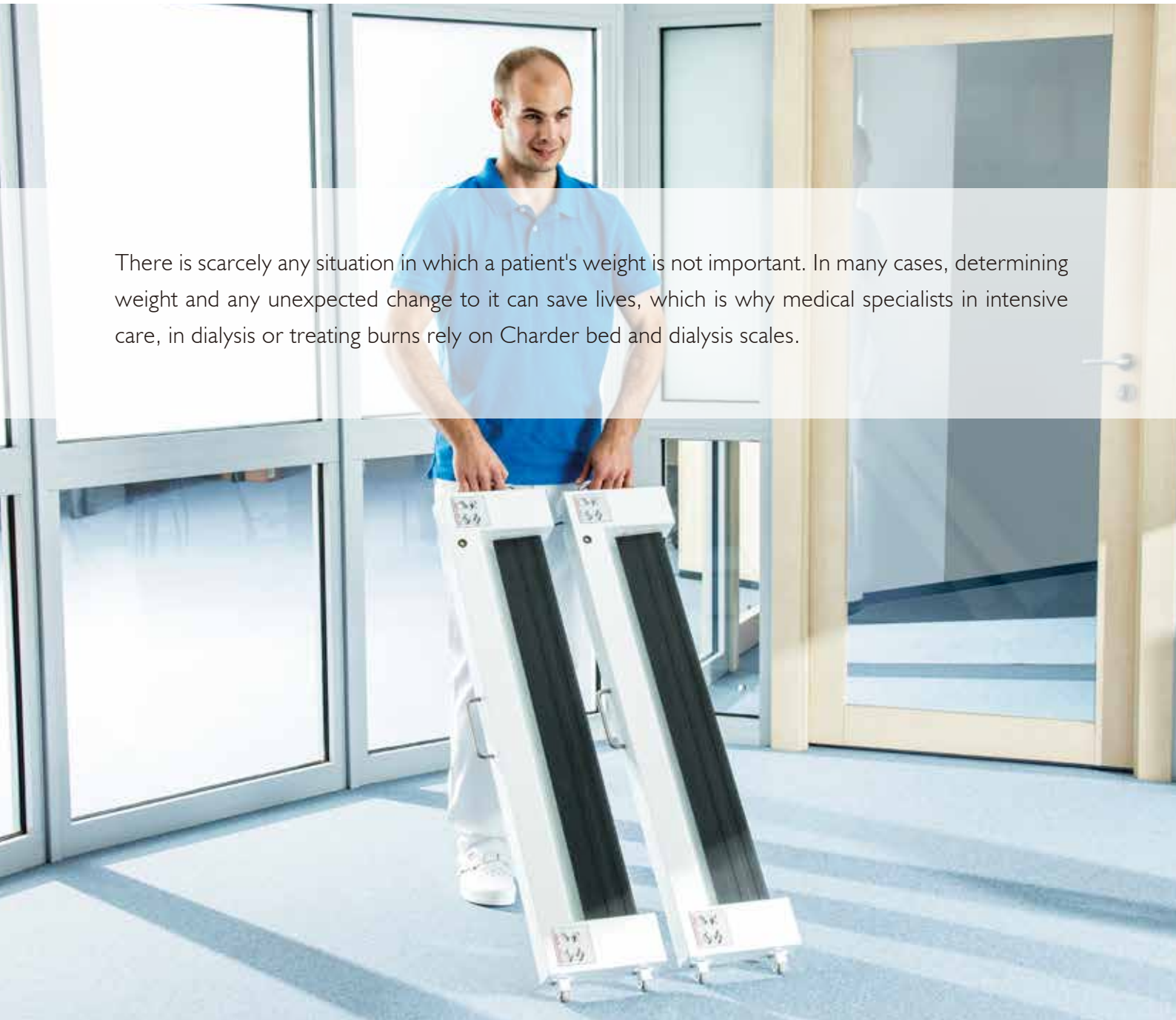




## MS60 Series Bed Weighing Scale

is great for bariatric patients or patients who may be receiving dialysis or intensive care treatment.

There is scarcely any situation in which a patient's weight is not important. In many cases, determining weight and any unexpected change to it can save lives, which is why medical specialists in intensive care, in dialysis or treating burns rely on Charder bed and dialysis scales.





# Senior & the Differently Abled

## MS60 Series Bed Weighing Scale





Low-profile platform fit large castor wheels



Built-in castors for excellent mobility



Side handles for easy carrying



Two sizes platform are available

## Features

- Ultra low profile and foldable ramps
- Tare feature to tare subject weight on the bed
- Castor wheels and handles for easy carrying
- Weight tracking system
- 10 sets of pre-tare bed weight to be stored
- Dual LCD displaying weight height and BMI.
- Able to output data to a PC or thermal printer

### Specifications

### Options

Model	Display	Capacity	Graduation	Dimensions	Weighing Area	Functions	Data Transmission	Printer	Display Stand
MS6000	DP3710 Dual LCD display with 1 inch screen	500kg	200g	1156 x 61.5 x 366 mm	900 x 33 x 160 mm	BMI, Print, weight & height measurement, weight lock, tare, M1-10 sets of pre-tare memories	USB or Wireless(optional)	TP2110 (wireless)	SM-2711
		600kg	100g<300kg>200g	1256 x 61.5 x 366 mm	1000 x 33 x 160 mm				
MS6001		500kg	100g	1156 x 61.5 x 366 mm	900 x 33 x 160 mm				
		600kg		1256 x 61.5 x 366 mm	1000 x 33 x 160 mm				